

COLOmeMozart™

Music education for kids



HOW

BABY SHARK

CAN TRANSFORM
YOUR CLASSROOM



HELPING YOUR STUDENTS
SUCCEED THROUGH MUSIC





The Problem

As teachers, we all have the desire to offer our students the very best educational tools. We want them to succeed in all that they do.

Music has the amazing power and capability of offering countless benefits to children that go far beyond music itself.

The problem is that more often than not, music is not a high priority in schools and school budgets. In fact, the arts are often the first on the chopping block when cuts happen.

If there is a music program offered, it usually begins in later grades missing out on crucial developmental years.

Imagine your students learning the language of music naturally beginning as early as preschool. How much would that help them succeed in their educational experience?





The Solution

Color Me Mozart™ is a two-year music learning platform that is divided into 4 levels that can be easily integrated into any existing school curriculum. It utilizes proven methods for learning language and applies it to learning music.

The result is a music learning experience that develops fluency, a love for music, and all the extra benefits that learning music provides. Best of all, you do not have to know music to use Color Me Mozart™ in your classroom.

The Plan

HERE'S HOW THE PROCESS WORKS:

1. Start your students with Level 1, Lesson 1
2. Complete one lesson per week
3. End school year with a recital
4. Watch their self-confidence soar!

Here's What They Get

Music has been proven to have benefits well beyond learning how to play an instrument. Studies show that music is linked to:

Language Development, Increased IQ,
Fine Motor Skills, Improved Test Scores,
and Self-Confidence

“There is little doubt that regular exposure to music, and especially active participation in music, may stimulate development of many different areas of the brain.”

- Oliver Sacks *Neurologist and Professor of Medicine*




Breakdown of a Lesson

- Full-color teaching manual details each lesson in detail, step-by-step.
- Video on-demand course makes it easy to share one lesson a week with students.
- Each lesson is broken down into four parts as detailed below:

#1 WELCOME	#2 REVIEW	#3 LESSON	#4 GOODBYE
<p>BEGINNING OF LESSON 3-5 MINUTES</p> <p>Every class should start with some fun songs. This provides your students with a routine that lets them know that their music lesson is about to begin.</p> <p>This may also include songs that from prior or upcoming lessons.</p>	<p>MUSIC GAMES & REVIEW 7-10 MINUTES</p> <p>This section will include:</p> <ul style="list-style-type: none"> • Music Games • Lesson Reviews • Flash Card Exercises • Worksheet Reviews 	<p>MAIN CONCEPT OR SONG 10-15 MINUTES</p> <p>This is the core section of the lesson where you will introduce new musical concepts, notes, shapes, colors and songs.</p> <p>HANDS-ON TIME! Students will also have an opportunity to play songs on the xylophone or keyboard.</p>	<p>END OF LESSON 2-3 MINUTES</p> <p>A goodbye song is always a great opportunity to add a bit of spontaneity by asking the students to sing some of their favorite tunes.</p> <p>It accustoms students to the end of each lesson and helps them transition into their next classroom activity.</p>

**FUN
WEEKLY
WORKSHEETS**





Baby Shark

Watch the video attached to this lesson to learn Baby Shark and more importantly, how to share music education with your students and set them up for success.

Warning: You will learn music and have a blast too!



LET'S PLAY!

BABY SHARK

LEVEL 1

¹ C ² D ⁴ F F F F F F F
Ba - by shark, doo doo doo doo doo doo

C D F F F F F F F
Ba - by shark, doo doo doo doo doo doo

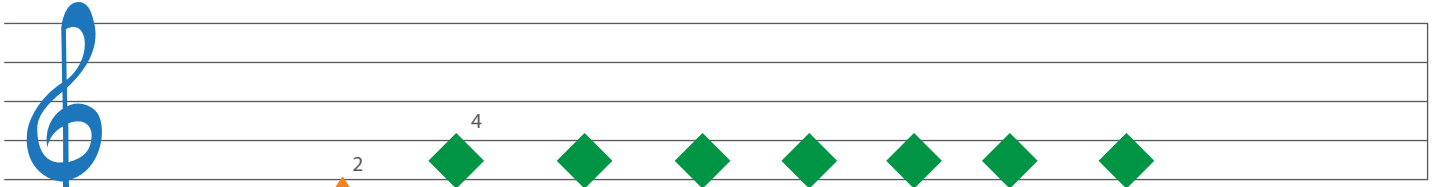
C D F F F F F F F
Ba - by shark, doo doo doo doo doo doo

⁴ F ⁴ F ³ E
Ba - by shark!

BABY SHARK

LEVEL 2

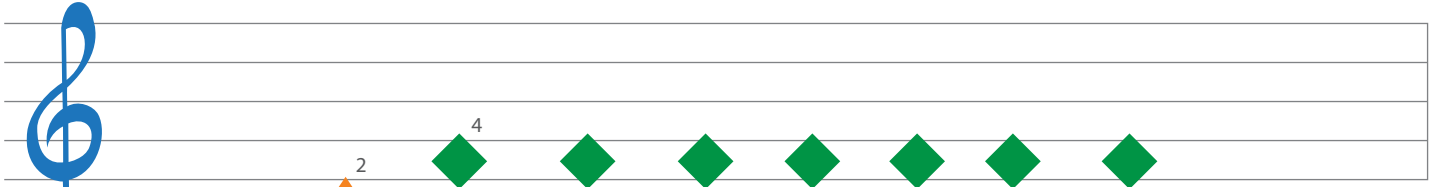
F



A musical staff with a treble clef. The notes are: B2 (red square with '1'), B2 (orange triangle with '2'), D3 (green diamond with '4'), D3, D3, D3, D3, D3, D3. Below the staff are the lyrics: Ba - by shark, doo doo doo doo doo doo.

Ba - by shark, doo doo doo doo doo doo


Bb



A musical staff with a treble clef. The notes are: Bb2 (red square with '1'), Bb2 (orange triangle with '2'), D3 (green diamond with '4'), D3, D3, D3, D3, D3, D3. Below the staff are the lyrics: Ba - by shark, doo doo doo doo doo doo.

Ba - by shark, doo doo doo doo doo doo


Dm



A musical staff with a treble clef. The notes are: B2 (red square with '1'), B2 (orange triangle with '2'), D3 (green diamond with '4'), D3, D3, D3, D3, D3, D3, D3. Below the staff are the lyrics: Ba - by shark, doo doo doo doo doo doo doo doo.

Ba - by shark, doo doo doo doo doo doo doo doo

C



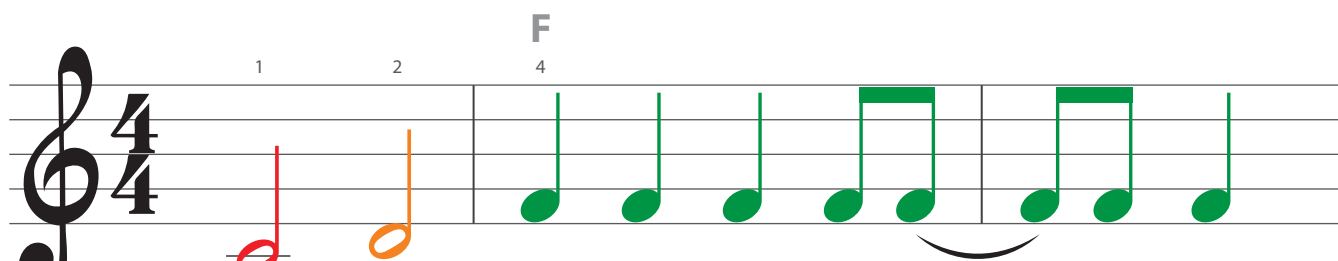
A musical staff with a treble clef. The notes are: F3 (green diamond with '4'), F3 (green diamond), E3 (yellow circle with '3'). Below the staff are the lyrics: Ba - by shark!

Ba - by shark!

BABY SHARK

LEVEL 3

F




1 2 4

Ba - by shark, doo doo doo doo doo doo

Detailed description: This block shows the first system of the song in the key of F major. It features a treble clef and a 4/4 time signature. The melody consists of two half notes: 'Ba' (F4) and 'by' (A4). The second measure contains four quarter notes: 'shark,' (F4), 'doo' (F4), 'doo' (F4), and 'doo' (F4). The third measure contains two eighth notes: 'doo' (F4) and 'doo' (F4). The fourth measure contains two eighth notes: 'doo' (F4) and 'doo' (F4). A slur is placed under the eighth notes in the third and fourth measures. Fingerings are indicated as 1 for 'Ba', 2 for 'by', and 4 for the first note of the 'shark,' measure.

Bb




1 2 4

Ba - by shark, doo doo doo doo doo doo

Detailed description: This block shows the second system of the song in the key of Bb major. It features a treble clef and a 4/4 time signature. The melody consists of two half notes: 'Ba' (Bb4) and 'by' (D5). The second measure contains four quarter notes: 'shark,' (Bb4), 'doo' (Bb4), 'doo' (Bb4), and 'doo' (Bb4). The third measure contains two eighth notes: 'doo' (Bb4) and 'doo' (Bb4). The fourth measure contains two eighth notes: 'doo' (Bb4) and 'doo' (Bb4). A slur is placed under the eighth notes in the third and fourth measures. Fingerings are indicated as 1 for 'Ba', 2 for 'by', and 4 for the first note of the 'shark,' measure.

Dm

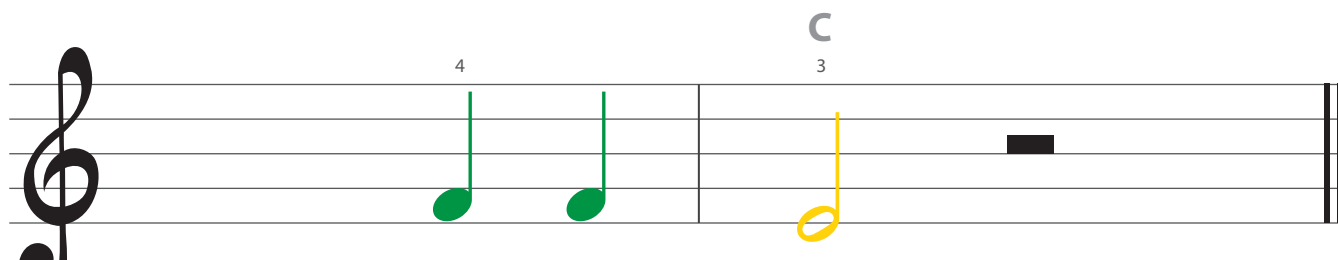


1 2 4

Ba - by shark, doo doo doo doo doo doo

Detailed description: This block shows the third system of the song in the key of D minor. It features a treble clef and a 4/4 time signature. The melody consists of two half notes: 'Ba' (D4) and 'by' (F4). The second measure contains four quarter notes: 'shark,' (D4), 'doo' (D4), 'doo' (D4), and 'doo' (D4). The third measure contains two eighth notes: 'doo' (D4) and 'doo' (D4). The fourth measure contains two eighth notes: 'doo' (D4) and 'doo' (D4). A slur is placed under the eighth notes in the third and fourth measures. Fingerings are indicated as 1 for 'Ba', 2 for 'by', and 4 for the first note of the 'shark,' measure.

C



4 3

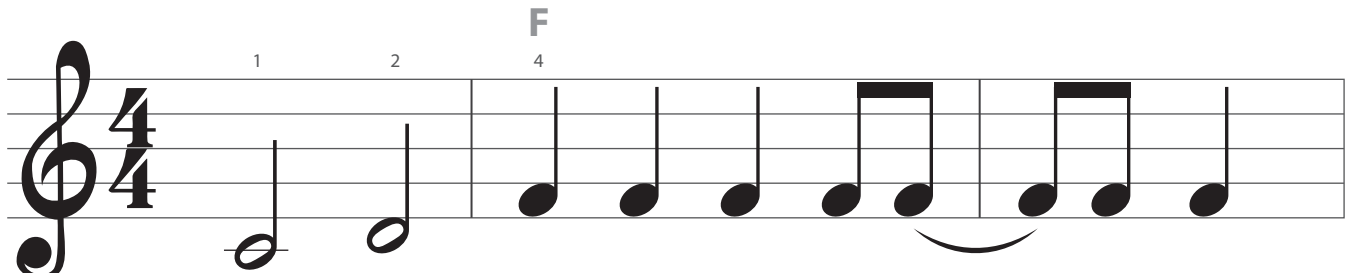
Ba - by shark.

Detailed description: This block shows the final system of the song in the key of C major. It features a treble clef and a 4/4 time signature. The melody consists of two half notes: 'Ba' (C4) and 'by' (E4). The second measure contains four quarter notes: 'shark.' (C4), 'doo' (C4), 'doo' (C4), and 'doo' (C4). The third measure contains two eighth notes: 'doo' (C4) and 'doo' (C4). The fourth measure contains two eighth notes: 'doo' (C4) and 'doo' (C4). A slur is placed under the eighth notes in the third and fourth measures. Fingerings are indicated as 4 for the first note of the 'shark.' measure and 3 for the second note of the 'shark.' measure.

BABY SHARK

LEVEL 4

F




1 2 4

Ba - by shark, doo doo doo doo doo doo

Detailed description: This musical staff is in 4/4 time and features a treble clef. It begins with a whole note chord 'F'. The melody starts with a half note 'Ba' (measure 1) and a half note 'by' (measure 2). From measure 3, there are four eighth notes: 'shark,' (quarter), 'doo' (quarter), 'doo' (quarter), and 'doo' (quarter). The next two measures contain eighth notes: 'doo' (quarter), 'doo' (quarter), 'doo' (quarter), and 'doo' (quarter), with a slur over the first two. The final measure has a whole note 'doo'.

Bb




1 2 4

Ba - by shark, doo doo doo doo doo doo

Detailed description: This musical staff is in 4/4 time and features a treble clef. It begins with a whole note chord 'Bb'. The melody starts with a half note 'Ba' (measure 1) and a half note 'by' (measure 2). From measure 3, there are four eighth notes: 'shark,' (quarter), 'doo' (quarter), 'doo' (quarter), and 'doo' (quarter). The next two measures contain eighth notes: 'doo' (quarter), 'doo' (quarter), 'doo' (quarter), and 'doo' (quarter), with a slur over the first two. The final measure has a whole note 'doo'.

Dm




1 2 4

Ba - by shark, doo doo doo doo doo doo

Detailed description: This musical staff is in 4/4 time and features a treble clef. It begins with a whole note chord 'Dm'. The melody starts with a half note 'Ba' (measure 1) and a half note 'by' (measure 2). From measure 3, there are four eighth notes: 'shark,' (quarter), 'doo' (quarter), 'doo' (quarter), and 'doo' (quarter). The next two measures contain eighth notes: 'doo' (quarter), 'doo' (quarter), 'doo' (quarter), and 'doo' (quarter), with a slur over the first two. The final measure has a whole note 'doo'.

C




4 3

Ba - by shark.

Detailed description: This musical staff is in 4/4 time and features a treble clef. It begins with a whole note chord 'C'. The melody starts with a half note 'Ba' (measure 1) and a half note 'by' (measure 2). From measure 3, there are two eighth notes: 'shark,' (quarter) and 'shark.' (quarter). The final measure has a whole note 'shark.'.

NAME: _____

MONTH: _____



Color Me Mozart MUSIC Practice Calendar

SUNDAY

MONDAY

TUESDAY

WEDNESDAY

THURSDAY

FRIDAY

SATURDAY

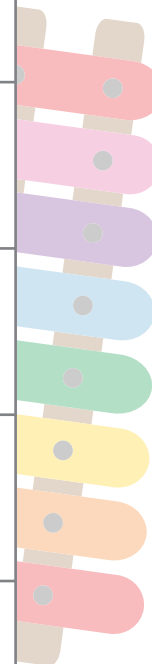
WEEK 1

WEEK 2

WEEK 3

WEEK 4

WEEK 5



PLACE A STAR ON EACH DAY YOU PRACTICE!

For more practice calendars, visit: ColorMeMozart.com/calendar